

CASTELLO
SOFA
Made in Italy

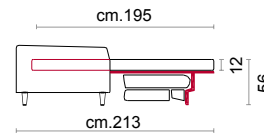
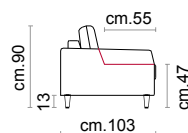
LODI



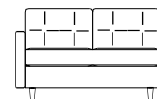


LODI

CS-346 Product Code

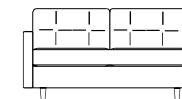


250



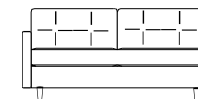
cm.160

300



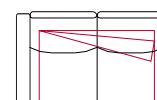
cm.180

350



cm.200

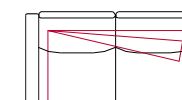
270



cm.120

cm.160

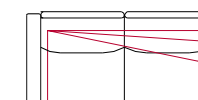
320



cm.140

cm.180

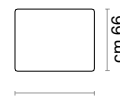
371



cm.160

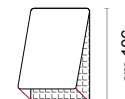
cm.200

502



cm.106

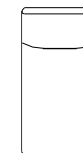
508



cm.66

905

Réversible maxi
(Dx e Sx - Rhf/Lhf)



cm.82

Struttura: Telaio in legno con cinghiatura di sostegno ad elasticità differenziata, rivestito in poliuretano espanso indeformabile.

Imbottiture: Poliuretano indeformabile a doppia densità e ovattato faldato. Schienale in fibra di poliestere a fiocchi.

Rivestimento: In pelle o in tessuto, non sfoderabile.

Piede: In legno altezza 13 cm.

Caratteristiche letto: Meccanismo con apertura sincronizzata mediante ribaltamento della spalliera. Piano letto ortopedico con rete elettrosaldata e cinghie elastiche sulla seduta. Materasso in poliuretano altezza 12 cm, misura utile per dormire 195 cm. Durante il ribaltamento, cuscini di seduta e schienale agganciati alla rete letto.

Structure: Wooden frame fitted with an elasticised webbing suspension, covered with stress resistant undeformable polyurethane foam.

Paddings: Double density polyurethane foam and padding.

Back cushions in fibre fillings.

Covering: In leather or fabric, not removable.

Feet: In solid wood 13 cm high.

Bed features: Mechanism featuring synchronized tipping back opening. Electro-welded mesh orthopaedic bed with elastic belts on the seat. Mattress in polyurethane 12 cm. high. Sleeping dimensions 195 cm. Seat and back cushions attached to the bed mechanism during the opening.

COVERING



STANDARD FEATURES

OPTIONAL FEATURES...



CASTELLO
SOFA
Made in Italy