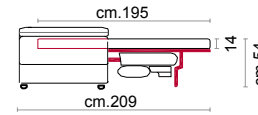
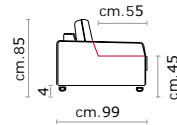


CASTELLO
SOFA
Made in Italy

NOTO



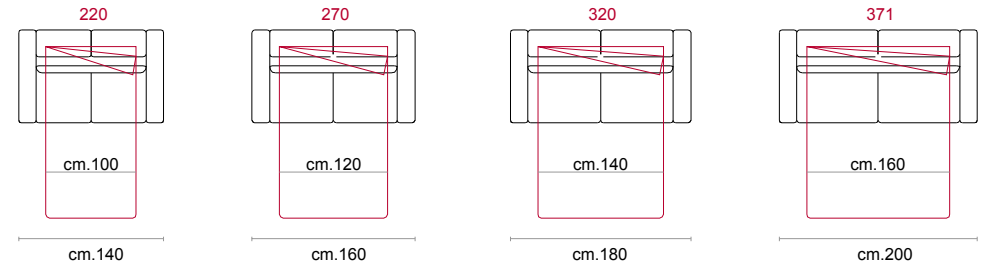
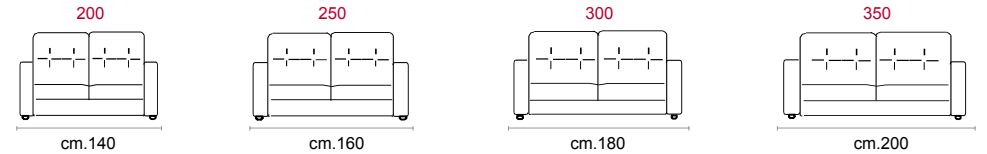


NOTO

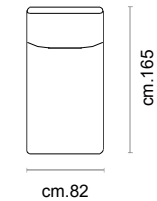
CS-341 Product Code

Struttura: Telaio in legno con cinghiatura di sostegno ad elasticità differenziata, rivestito in poliuretano espanso indeformabile.
Imbottiture: Poliuretano indeformabile a doppia densità e ovattato faldato. Schienale in fibra di poliestere a fiocchi.
Rivestimento: In pelle o in tessuto, non sfoderabile.
Piede: In plastica altezza 4 cm.
Caratteristiche letto: Meccanismo con apertura sincronizzata mediante ribaltamento della spalliera. Piano letto ortopedico con rete elettrosaldata e cinghie elastiche sulla seduta. Materasso in poliuretano altezza 14 cm, misura utile per dormire 195 cm. Durante il ribaltamento, cuscini di seduta e schienale agganciati alla rete letto.

Structure: Wooden frame fitted with an elasticised webbing suspension, covered with stress resistant undeformable polyurethane foam.
Paddings: Double density polyurethane foam and padding. Back cushions in fibre fillings.
Covering: In leather or fabric, not removable.
Feet: In plastic 4 cm high.
Bed features: Mechanism featuring synchronized tipping back opening. Electro-welded mesh orthopaedic bed with elastic belts on the seat. Mattress in polyurethane 14 cm. high. Sleeping dimensions 195 cm. Seat and back cushions attached to the bed mechanism during the opening.



905
Réversible maxi
 (Dx e Sx - Rhf/Lhf)



COVERING



STANDARD FEATURES

OPTIONAL FEATURES...



CASTELLO
 SOFA
Made in Italy