

CASTELLO
SOFA
Made in Italy

ASTI





ASTI

CS-351 Product Code

Struttura: Telaio in legno con cinghiatura di sostegno ad elasticità differenziata, rivestito in poliuretano espanso indeformabile.

Imbottiture: Poliuretano indeformabile a doppia densità e ovattato faldato.

Rivestimento: in tessuto, non sfoderabile.

Piede: In plastica altezza 4 cm.

Caratteristiche letto: Meccanismo con apertura sincronizzata mediante ribaltamento della spalliera. Piano letto ortopedico con rete elettrosaldata e cinghie elastiche sulla seduta. Materasso in poliuretano altezza 12 cm, misura utile per dormire 195 cm. Larghezza variabile a seconda della versione. Durante il ribaltamento, cuscini di seduta e schienale agganciati alla rete letto.

Structure: Wooden frame fitted with an elasticised webbing suspension, covered with stress resistant undeformable polyurethane foam.

Paddings: Double density polyurethane foam and padding.

Covering: in fabric, not removable.

Feet: In plastic 4 cm. high.

Bed features: Mechanism featuring synchronized tipping back opening.

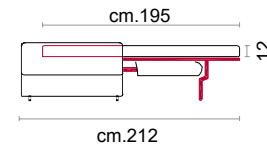
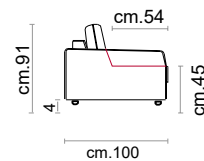
Electro-welded mesh orthopaedic bed with elastic belts on the seat. Mattress in polyurethane 12 cm. high. Sleeping dimensions 195 cm. Seat and back cushions attached to the bed mechanism during the opening which can change according to the version.

COVERING

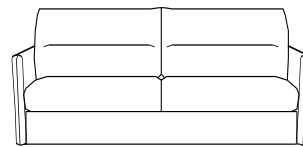


STANDARD FEATURES

OPTIONAL FEATURES...

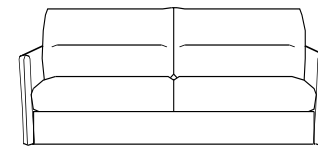


250



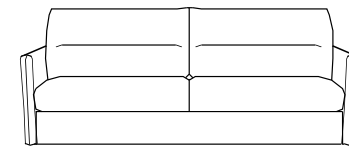
cm.168

300



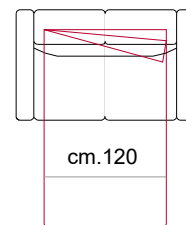
cm.188

350



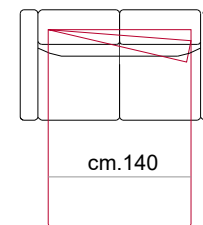
cm.208

270



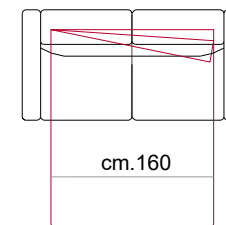
cm.168

320



cm.188

371



cm.208

CASTELLO
SOFA
Made in Italy